

# Unit 2 At the Aquarium

## Let's Talk



### A Read and write.

They were beautiful.      But I'm tired now.  
They were scary!      What a great day!

Jenny: \_\_\_\_\_

Andy: It sure was! \_\_\_\_\_

Jenny: Me, too. We really walked a lot.

Andy: What did you like best?

Jenny: I think I liked the zebras best.

Andy: \_\_\_\_\_


Jenny: What about you?

Andy: I liked the jaguars.


Jenny: \_\_\_\_\_



### B Complete the sentences.



1. She was \_\_\_\_\_.



2. The jaguars were \_\_\_\_\_.

### C Circle the answer.

Abby went to the aquarium.

1. The penguins were amazing.

a. She was amazed.

b. She was amazing.

3. The rides were exciting.

a. She was exciting.

b. She was excited.

2. The sharks were scary.

a. She was scary.


b. She was scared.

4. The day was tiring.

a. She was tiring.

b. She was tired.

### D Look at C. Match and number.





## A Find and circle the words. Label the pictures.

o	d	a	q	u	a	r	i	u	m	p	e
s	h	a	r	k	e	x	h	i	b	i	t
u	k	n	m	l	e	c	t	u	r	e	x
n	t	o	u	r	o	c	t	o	p	u	s

aquarium	tour
shark	lecture
octopus	exhibit



1. \_\_\_\_\_ 2. \_\_\_\_\_ 3. \_\_\_\_\_



4. \_\_\_\_\_ 5. \_\_\_\_\_ 6. \_\_\_\_\_

## B Unscramble.

1. octopus / amazing / The / was

\_\_\_\_\_

2. tiring / tour / was / The

\_\_\_\_\_

3. boring / The / was / exhibit

\_\_\_\_\_

4. The / were / sharks / scary

\_\_\_\_\_

5. aquarium / was / exciting / The

\_\_\_\_\_

6. interesting / The / was / lecture

\_\_\_\_\_

**C** Make two sentences for each picture.



1. amazed / amazing

He was amazed.

The exhibit was \_\_\_\_\_.



2. scared / scary

The sharks were \_\_\_\_\_.

She was \_\_\_\_\_.



3. excited / exciting

He was \_\_\_\_\_.

The octopus was \_\_\_\_\_.



4. interested / interesting

The tour was \_\_\_\_\_.

They were \_\_\_\_\_.

**D** Complete the sentences. Use the words in the box.

amazing   tired   boring   excited



1. He was \_\_\_\_\_.



2. The lecture was \_\_\_\_\_.



3. She was \_\_\_\_\_.



4. The exhibit was \_\_\_\_\_.

# Let's Learn More



## A Look and write.

jellyfish pedal boat ride sea turtle squid video



1. video



2. \_\_\_\_\_



3. \_\_\_\_\_



4. \_\_\_\_\_



5. \_\_\_\_\_



6. \_\_\_\_\_

## B Complete the sentences.


is → was are → were



1. He said the ride was exciting.



2. She said the sea turtles \_\_\_\_\_.



3. She said \_\_\_\_\_.



4. He said \_\_\_\_\_.

## C Answer the questions.

1. The pedal boats are exciting.



What did she say?

She said the pedal boats

---

---

2. I'm bored.



What did he say?

He said he was

---

---

3. The video is interesting.




What did she say?

She said

---

---

4. The octopus is scary.



What did he say?

He said

---

---

5. I'm amazed.



What did she say?

---

---

6. I'm tired.



What did she say?

---

---



## A Read and write.

oil   glitter   waves   glue   reuse   bottle

# Waves in a Bottle

Do you like to look at \_\_\_\_\_  
when you go to the beach? You can look at  
waves in a \_\_\_\_\_, too!



1. First, wash a bottle so you can \_\_\_\_\_ it. Put some water and a little blue color into the bottle.
2. Next, put \_\_\_\_\_ into the bottle. You can put in some \_\_\_\_\_, too.
3. Put some \_\_\_\_\_ around the bottle cap and close the bottle. Close it tight!

When you move the bottle, you'll see waves!



## B Make waves in a bottle. Number.

- |  |   |
|--|---|
| <input type="checkbox"/> Put oil and glitter in the bottle.      | <input type="checkbox"/> Move the bottle to make waves! |
| <input type="checkbox"/> Close the bottle tight.                 | <input type="checkbox"/> Wash a bottle.                 |
| <input type="checkbox"/> Put water and blue color in the bottle. | <input type="checkbox"/> Put glue around the cap.       |

### C Check the correct answer.

1. What do you do to reuse a bottle?

A  Wash it.

B  Throw it away.

2. Do oil and water mix?

A  Yes, they do.

B  No, they don't.

### D Check the correct answer.

1. Where do you see waves?

A



B



2. What does *close* mean?

A



B



3. What word means the opposite of *close*?

A  move

B  open

### E What about you?

1. Have you ever seen waves?

\_\_\_\_\_

2. Where have you seen them?

\_\_\_\_\_